

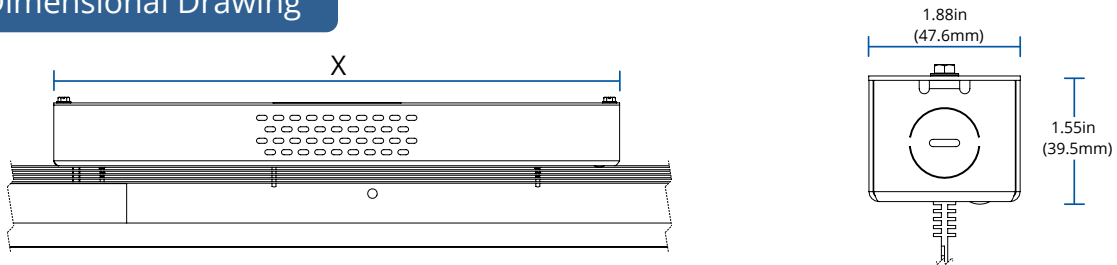
## Tunable White Controls Guide

### Line Voltage 0-10V Control

JLC-Tech tunable white line voltage fixtures are available with a dual 0-10V control option, for separate control of CCT and Intensity via the fixtures integral driver. The tunable range is 2700K-6500K.

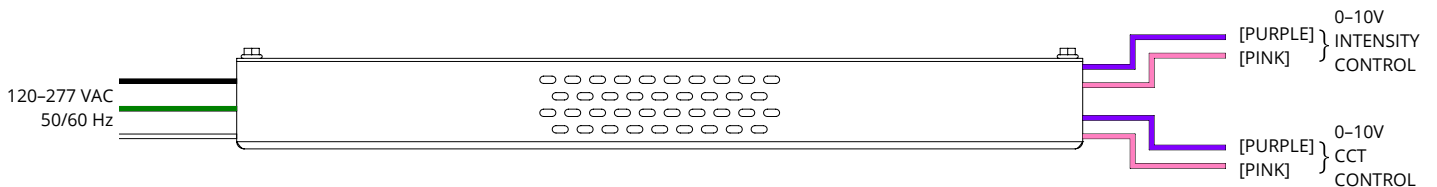
*Factory shop drawings will be provided at time of order.*

#### Dimensional Drawing



*Junction box length varies depending on product configuration.  
Refer to factory provided shop drawings for detailed information.*

#### Wiring Diagram



#### Notes

- 120-277VAC 50/60Hz Input
- Two channel 0-10V control (CCT and Intensity)
- Control Channels: 2
- Dimming Range: 0.1%-100%
- Dimming curve: Logarithmic

*Consult factory for custom programming profiles.*

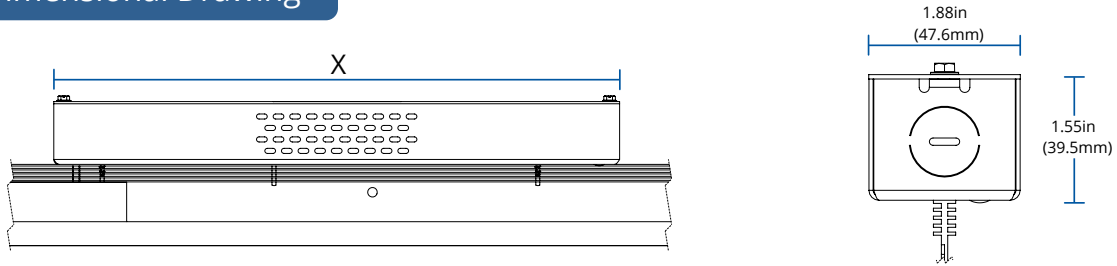
## Tunable White Controls Guide

### Line Voltage DALI Control

JLC-Tech tunable white line voltage fixtures are available with a DALI-2 DT-8 control option for easy connection to a DALI system via the fixtures integral driver. The tunable range is 2700K-6500K.

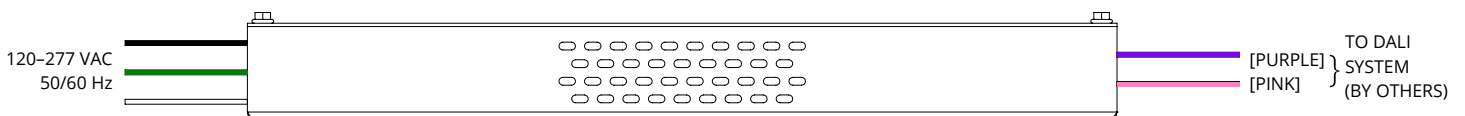
*Factory shop drawings will be provided at time of order.*

#### Dimensional Drawing



*Junction box length varies depending on product configuration.  
Refer to factory provided shop drawings for detailed information.*

#### Wiring Diagram



#### Notes

- 120-277VAC 50/60Hz Input
- DALI-2 (IES 62386) DT-8 CCT
- Control Channels: 1
- Dimming Range: 0.1%–100%
- Dimming curve: Logarithmic
- DALI Bus Power: 15V/56mA

*Consult factory for custom programming profiles.*