

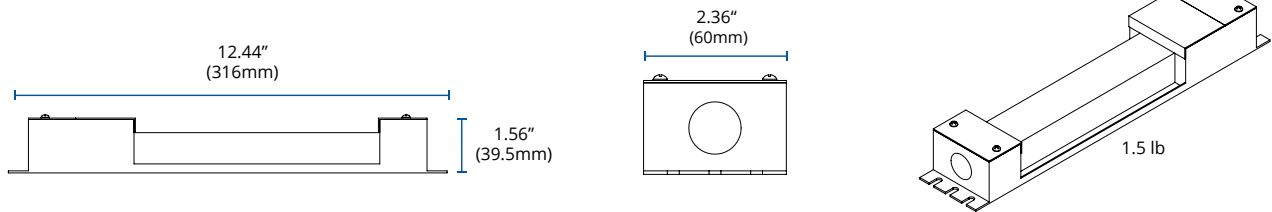
DALI Controls Guide

24VDC Low Voltage Products

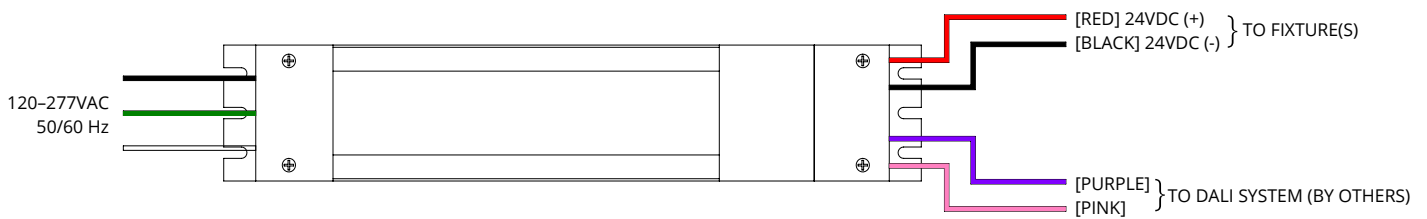
JLC-Tech 24VDC remote LED Drivers are available with a DALI control option. Drivers have a 120-277VAC universal input and connections for DALI signal. Compatible with 24VDC product lines, refer to fixture installation instructions for max run lengths.

Factory shop drawings will be provided at time of order.

Dimensional Drawing



Wiring Diagram



Notes

- 120-277VAC 50/60Hz Input
- DALI-2 (IES 62386)
- Control Channels: 1
- Dimming Range: 1%-100%
- Dimming Curve: Logarithmic

Consult factory for additional information.

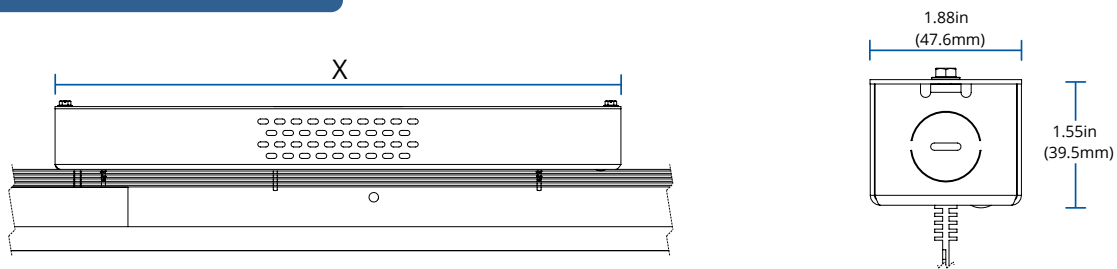
DALI Controls Guide

Line Voltage Products

JLC-Tech line voltage fixtures are available with a DALI control option. Drivers have a 120-277VAC universal input and connections for DALI signal.

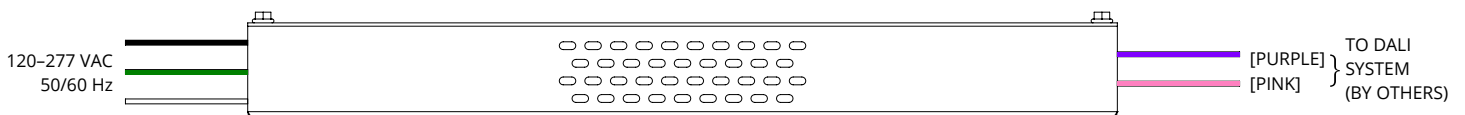
Factory shop drawings will be provided at time of order.

Dimensional Drawing



Junction box length varies depending on product configuration. Refer to factory provided shop drawings for detailed information.

Wiring Diagram



Notes

- 120-277VAC 50/60Hz Input
- DALI-2 (IES 62386)
- Control Channels: 1
- Dimming Range: 1%-100%
- Dimming Curve: Logarithmic
- DALI Bus Power: 15V/56mA

Consult factory for custom programming profiles or for additional information.